



## Come along for the journey!

Families are invited to join in "The Great Journey" alongside campers! Through daily blessings, reflections and activities, you will get an inside look at what campers are learning during the day and can build on the Day Camp experience through engaging with the stories at home, deepening the faith experience and building strong family bonds. Come along as we study the book of Acts and discover together how God's love is for everyone and is meant to be shared.

# The GREAT Journey

*Day Camp Family Journal*  
*Summer 2024*

# This Camper Journal belongs to:

---

name

## Note to Parents, Caregivers and Grandparents

Youthfront considers it a joy to partner with you in your child's faith journey. This companion journal is designed to help you connect with your child and God following the natural rhythms of the day. For each day of camp, there is a parent/caregiver page and a child page.

**The parent/caregiver's page** offers ideas for engagement with your child including a conversation you can have as you drive home from camp pick-up. There will also be a summary of the camp content for parents/caregivers to reflect on and "Get Curious" as well.

**The children's page** will have a short activity to recap the day's lesson and a puzzle clue about the theme for the following day to build anticipation. If you have a child attending more than one week of camp, check out the "Dig Deeper" section on the parent pages. The theme for Day Camp is "The Great Journey." As campers hear stories from the beginning of Acts, they will learn about a movement of God's love growing and inviting them to be a part of God's family (the early church). Campers will learn that we belong to God and to each other and that we have been given an invitation to share this good news with others. We invite you to read the stories in Acts with us!

## PARENTS

### Drop Off Blessing

"(name of child), May you be filled with God's peace and hope as you go about your day at camp. May you meet new friends and experience the joy of adventure that comes from living in God's story."

### What's happening today

#### Jesus Taken Up to Heaven Acts 1: 1-11

Today the campers will be learning that God's story includes them and they will be invited to see that Jesus can be their guide. Campers will learn about Jesus' plan to leave earth and send the Holy Spirit as a helper, inviting them to imagine how the disciples must have felt and asking campers to think about their own journey with Jesus.

**Get Curious:** How do you respond when the future is uncertain? Are you waiting for something right now? Take a moment to open your hands and sit quietly before God letting go of any uneasiness or worries. Trust that the God who created you is also the God who guides you in your waiting.

### Drive time

#### Take some detours and allow your child to lead you on your drive home.

Say: I'm going to let you lead us part of the way home. You get to tell me where to turn and which way to go for the next five minutes. (Follow your child's lead and take the new way home). After five minutes, you can take the lead again and say: "When I was following your directions, I had to wait and see what the next step would be. I didn't know where we were going until you told me when and where to turn. It felt kind of exciting and kind of scary. I wonder if that's how the disciples felt with Jesus. Often in our day to day experiences, we don't know what to do next. I'm so glad that we have Jesus as our guide to show us the next step."

**Dig Deeper:** God isn't easy to see and yet God is always with us. Like the wind, we can't see it but we feel it all the time and know it's there. God's followers might have felt alone and maybe even scared when Jesus, their guide, went up to heaven. Still, God's love remained. When do you feel alone or scared? Let's pray together about those times remembering that God's love is always with us. (See John 16:7.)

### End of the Day Prayer

"Jesus, you have promised that we have a helper who will be with us. Teach us how to trust you even when we don't know what the future holds. Amen."

"A blessing acknowledges that this person, thing or moment belongs to God, and recognizes God's presence and purposes upon it. A blessing pronounces what's true: God loves and claims this whole world, and pauses to receive that truth right now, upon this person, thing or moment."

—Rev. Kara K. Root

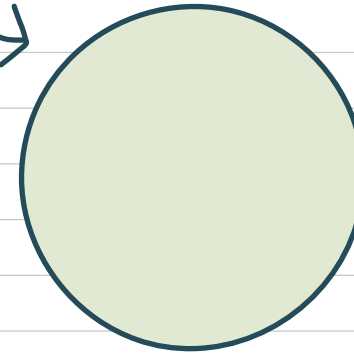
## DAY 1

## CAMPER

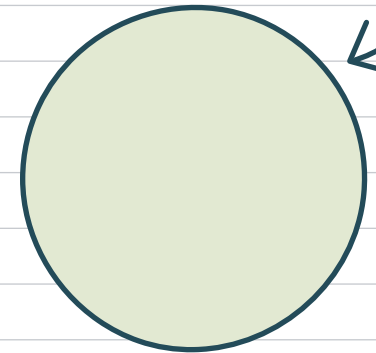
### Make your own emojis

Draw emotions on the faces below to show how you think the disciples might have been feeling in today's story.

How the disciples might have felt before Jesus ascended into heaven.



How the disciples might have felt after Jesus ascended into heaven.



### What to wear tomorrow?

Write the names of the objects in the pictures below.

(The last letter of the words on the left will overlap with the first letter of the words on the right.)



\_\_\_\_\_



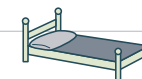
\_\_\_\_\_



\_\_\_\_\_



\_\_\_\_\_



\_\_\_\_\_



\_\_\_\_\_



Now, write the letters from the boxes in the spaces below.



\_\_\_\_\_

Wear this color to camp tomorrow!

## Drop Off Blessing

"(name of child), May you be filled with God's peace and hope as you go about your day at camp. May you meet new friends and experience the joy of adventure that comes from living in God's story."

## What's happening today

### Pentecost Acts 2:1-13

Today campers will be learning about the arrival of the Holy Spirit (Pentecost), highlighting that everyone present understood what was being said while speaking in different languages. Campers will be invited to consider what it means to have the gift of the Holy Spirit in their own lives.

**Get Curious:** Think about a time when you were in a crowd and the atmosphere was electric like a concert or a sporting event. What was it like to be caught up in the "spirit" of the crowd? Now picture yourself present with the disciples when the Holy Spirit arrives. What might it have been like for you to experience that? What might the gift of the Holy Spirit mean to you as you experience the highs and lows of your day?

## Drive time

**Our Own Language:** Play a fun game where you name an object you see as you are driving (ex. Stop sign, grass, dog, etc). Work with your child to make up new names for that object. Then choose one of those new words as something you agree to keep as your own special word for your family language. Say: There is something comforting about knowing what words mean and what others are saying. It's a gift to be able to speak and understand others.

\*Kids also love to hear about funny or cute things they said when they were little(er). Has your family incorporated any of those sayings into the family language? (ex. "Aminals" instead of "animals" or "busgetti" instead of "spaghetti")

**Dig Deeper:** Encourage your child to hold his/her hand up and blow on it gently several times feeling the light breeze on his/her hand. Say: What do you feel? Just like our breath, we don't always see the Holy Spirit but the Holy Spirit is there. Anytime you need to remember God is with you, you can do this practice. You are wrapped in the Holy Spirit's love and warmth.

## End of the Day Prayer

"Holy Spirit, we don't always see you but we know you are there. Help us to feel your presence all around. Thank you for being our guide and helper."

## The Gift of the Holy Spirit

Find the words used to describe the Holy Spirit.

A J X M A F F I I R R V A T Y B I A E Z  
R W T N I G F N G E A Q N B I U C X B M  
R O E P S L U U U M V A R L W F K S S O  
N F U G F O S E I I X F O K C E N X A I  
F W S F Q R Y P D N H F Q Y J I M X Y H  
A U F C O I B T E D F A Q D L E M M J L  
I R H H X F K L P Y M G B L P D O K K B  
T Y V X S Y H I T E A C H L K R B R S T  
H T A B L H J I R K A V F K I S Z A W R  
F Q B B Y M M X U T C P P C N K B V S O  
U F X S A W U D T B K A P O D D X G K V  
L H C W R A O G H L L T R R N M L Q U P  
N E O Z C F J Z V X O I A U E L Y T W E  
E L X E Q Y W K B K V E Y K S O X J O A  
S P R O I G E N T L E N E S S M M X U C  
S E L F C O N T R O L C R J X P R K J E  
U R E N U S V U G P Z E G O O D N E S S  
V J Y T M H I C A P V E N Y A L G T U T  
J H P G U P V N H B E X R P P E M M C W  
F A V S X N B G X C Y Z C M V D O O E K

teach	glorify	joy	goodness
remind	prayer	peace	faithfulness
truth	helper	patience	gentleness
guide	love	kindness	self-control

## What to wear tomorrow?

Place the words below in front of a mirror and read the words you see in the mirror. Wear this to camp tomorrow!

IMZIMTACH CLOTHING



## Drop Off Blessing

*"(name of child), May you be filled with God's peace and hope as you go about your day at camp. May you meet new friends and experience the joy of adventure that comes from living in God's story."*

## What's happening today

## Peter and Cornelius Acts 10:19b-48

Campers will hear the story of Peter and Cornelius as the story is told through Peter's perspective. Peter will explain how he was sent to Cornelius (who is very different from him) and how that interaction helped him see that God wants everyone to be a part of God's family. Campers will be challenged to consider who they might overlook or dismiss in their own lives and encouraged to value and include them.

**Get Curious:** Take 3- 5 minutes to sit with your eyes closed. As you do this, think about each person you encountered yesterday. Picture their faces and the interaction you had with them. Remind yourself that they are God's image bearers. Now open your eyes and reflect: Who did you notice that you may have not even realized you encountered? Who might have been difficult for you to recognize as God's image bearer? Why? Pray that God will give you eyes to see everyone as God's image bearer today.

## Drive time

**Make a Connection:** As you drive, talk about friends or neighbors you don't know very well. Plan together one tangible way that you can connect with them and get to know them a little better in the next week or two. Here are a couple of ideas to get you started: go for a walk together or meet at the park, enjoy ice cream together, play a game together, etc.

Note: One way to reach out to neighbors is to ask for help with something. When you're the first one to be vulnerable, it "allows" others to do the same.

**Dig Deeper:** Think about a person that seems difficult to love. Take time praying that God would help you see that person through God's eyes- with love and compassion.




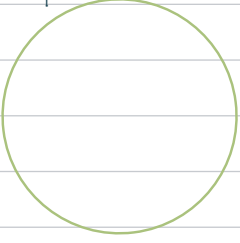

## End of the Day Prayer

Encourage your child to say the person's name you talked about during "Drive Time." Allow him/her to say more words of prayer for that person if they want to but it's also okay to sit in silence as you both spend time with God remembering your friend or neighbor. End the prayer time by saying, *"As we rest tonight, we remember that we are all made in your image, God. Amen."*

## A Growing Family

God wants us to value everyone and include them in God's Family.

Draw a picture in each of the circles below as you imagine who God wants to join God's family. You can also write names in the circles.

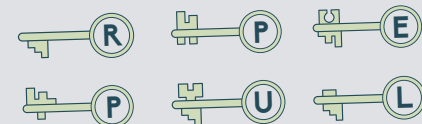
Me	My Neighbor	My School Friend
		
My Community	Share the Good News: Everyone Is in God's Family	
		

## What to wear tomorrow?

Crack the locks to reveal the answer. Find the key that matches each lock below and write the key's letter in the space.

					
---	---	---	---	---	---

Can you find the matching locks?



## Drop Off Blessing

"(name of child), May you be filled with God's peace and hope as you go about your day at camp. May you meet new friends and experience the joy of adventure that comes from living in God's story."

## What's happening today

**Lydia Acts 16:11-15; Acts 16:40**

Today campers will hear how the Holy Spirit worked to spread the good news of Jesus through the story of Lydia. Lydia was so excited about her life change that she shared the good news of Jesus with her whole household and they too became Jesus followers. Campers will be challenged to consider how they might welcome others and eagerly share the good news of Jesus too.

**Get Curious:** Lydia was excited to share the good news of Jesus. As you think about your own experience with Jesus, what brings you joy or excitement? How might you share that with your child when he/she returns home from camp today? If you don't feel excitement, get curious about it and ask yourself why?

## Drive time

**Our Own Language:** Lydia was excited about sharing the good news of Jesus with her family and friends. Take time to talk about a topic that your child enjoys and gets excited about with them! Ask them questions, listen intently, and delight with your child. Practice being curious. The goal of this time is *connection*. Developing connection with your child will build a foundation of trust and safety for future conversations. **Questions to consider:** Can you think of a time you were excited to share good news? Who did you tell? What is something you are excited about? What would you like everyone to know about?

**Dig Deeper:** Lydia knew God and prayed to God but when Paul shared about Jesus, Lydia learned even more about God. God is so big and powerful that we can spend our whole lives learning more about God. What is one thing about God that you would like to learn more about? What questions do you have for God?

## End of the Day Prayer

As adults, we can sometimes forget that God delights to see us excited and cheering just as much as God delights when we are silent and still. Tonight, lean into the excitement that Lydia had when she first heard the good news of Jesus. Ask your child what "cheer" they would say to God tonight. Join your child in that special cheer prayer.

## The Gift of the Holy Spirit


Find something purple in nature. Give it to someone you love to share the "good news" of finding it. Draw a picture of it below.

What I found in nature:



## What to wear tomorrow?

Complete the maze. Write the letters from start to finish on the lines below. Make sure to only use the letters that get you to the end.



## Drop Off Blessing

"(name of child), May you be filled with God's peace and hope as you go about your day at camp. May you meet new friends and experience the joy of adventure that comes from living in God's story."

## What's happening today

**Priscilla & Aquila Acts 18:2-18, 24-28; Romans 16-3-5**

Campers will learn that God worked through Priscilla and Aquila to spread the good news of Jesus and to welcome more people into God's family. The story-tellers will take on the role of Priscilla and Aquila. Priscilla will share about their tentmaking job and how that provided a great way to meet others and work together. Then Aquila will talk about how God used their work to welcome others (show hospitality) and share the good news of Jesus. Campers will be encouraged to share the good news of Jesus wherever God has placed them through their welcoming (hospitality).

**Get Curious:** Who in your life do you sense God inviting you to offer hospitality to? How can your table and living room, your home, be sources of encouragement and support to weary travelers?

## Drive time

**What is hospitality?** Talk about a time that your family experienced great hospitality. Who hosted you? What about the experience was so special? How did it make you feel? How could you help the next person your family hosts in your home to feel exactly the same way?

**Dig Deeper:** Priscilla and Aquila were good at tent making. God used their talents and abilities to care for others and share about Jesus. What do you enjoy doing? Take time to talk about your talents and abilities and how God can use them to care for others and share the good news of Jesus.

## End of the Day Prayer

Ask your child if you can give him/her a hug as you say the following prayer. Another idea is to have your child hug a stuffed animal or give themselves a hug. If your child says "no," that's okay too.

"God, thank you for loving us and for including us in your family. We are safe and secure in your family. Give us the eyes to see others who you want us to welcome into Your family. Amen."

## The Gift of the Holy Spirit

God is at work and God's family is still growing. Take some time to pray for different groups of people and pray that God would help you share the good news of Jesus with them. Slowly move your finger along the path. Stop at each place and pray for the people next to it.



Always remember...

God's love  
invites us to

3,B 2,C 4,C 1,A 4,A

God's love  
with others.

Use the graph to fill in the blanks and complete the sentence.

	1	2	3	4
A	R	N	P	E
B	X	O	S	W
C	V	H	K	A

## Do you have extra time this summer?

Here are some ideas to keep you engaged with “The Great Journey” together:

### Share God’s Love (Lydia):

Make a bouquet of purple flowers using coffee filters and watercolors for a neighbor or friend. Drop them off with an encouraging note. *Here’s a tutorial we like!*



### Learn another language:

What languages do you know or hear on a regular basis? Do you know Spanish or French or something else? Listen to a familiar song in another language and think about what it would be like to hear that song in many languages all at once.

Try learning “Jesus loves you!” in different languages. Here are a few:

- Spanish: Cristo te ama
- French: Jesus t’aime
- German: Jesus liebt dich

### Plan a Celebration!

When something good happens, we celebrate! Create a mini celebration or party. The celebration could include making cupcakes, cookies, or a special meal together. You can wear party hats and invite some friends to celebrate with you! Tell them that you are celebrating friendship and show them the love of Jesus!

### How many ways can you think of to share?

Use your best announcer voice to share about Jesus’ love. Or stand on opposite sides of the house and yell to each other about Jesus’ love.

### READ or LISTEN to the book of Acts as a family

Read part of a chapter of Acts each day together and let your child retell the story after listening. The retelling could include pictures, stuffed animals and other props, or your child acting the story out.

### Host a food drive on your street or in your neighborhood.

Put flyers and a plastic grocery bag on everyone’s door or in their mailbox letting them know you’re collecting canned foods and nonperishables for Harvesters or another local food bank, and choose a pickup time and date for everyone to leave their donations on their front step. On pickup day, be sure to write a thank-you note to each person who donated! Before dropping off the food at a food pantry, pray over the food and the people who will receive it, that they may know God and feel God’s love.

## Have you enjoyed the connection you’ve had as a family this week?

Try this simple rhythm as your child begins school this fall.

### School Day Rhythm

#### Drop Off Blessing:

*(name of child), May you know that you belong to God and that God invites you to be a part of God’s great journey. May you find joy in knowing that God’s love stays with you and grows so that others would also hear about the best news ever!*

#### After School:

Consider sharing “highs,” “lows” and “surprises” as a family around the dinner table.

- What was the best part of your day?
- What was the hardest part?
- What was one surprise about your day?

#### Drive Time:

“The early followers of Jesus shared everything so that everyone had enough. This was a practical way to show and see God’s love. Where did you see God’s love today?”

#### End of the Day Prayer:

*“Jesus, Thank you for including us in your family. We pray that by the power of the Holy Spirit we will share the best news ever with our friends and family.”*





## SOMETHING TO EAT City-Wide Packing Event

*Coming February 2025*

### Perfect for families, groups, churches and businesses!

Join us in 2025, for a city-wide event to supply area pantries with thousands of shelf-stable meals. Bring your family and friends for this fun all-hands-on-deck event to make a big impact on food insecurity in our community!

### About Something to Eat™

This food packing program equips youth and community members to help fight food insecurity by providing shelf-stable and nutritious meals to local food pantries. Each summer, some of our Youthfront campers get to help pack meals for those in need.

**Learn more: [somethingtoeat.org](https://somethingtoeat.org)**



### Don't want to miss out?

Fill out our interest form and be the first to know when we open shifts.



## UP NEXT? OVERNIGHT CAMP!

If you're going into 2nd grade or higher this fall, then next summer you'll be eligible for an overnight session of Kids Camp or Middle School Camp!

### HERE'S WHAT CAMPERS TELL US THEY LIKE MOST

Sleeping over in cabins with friends

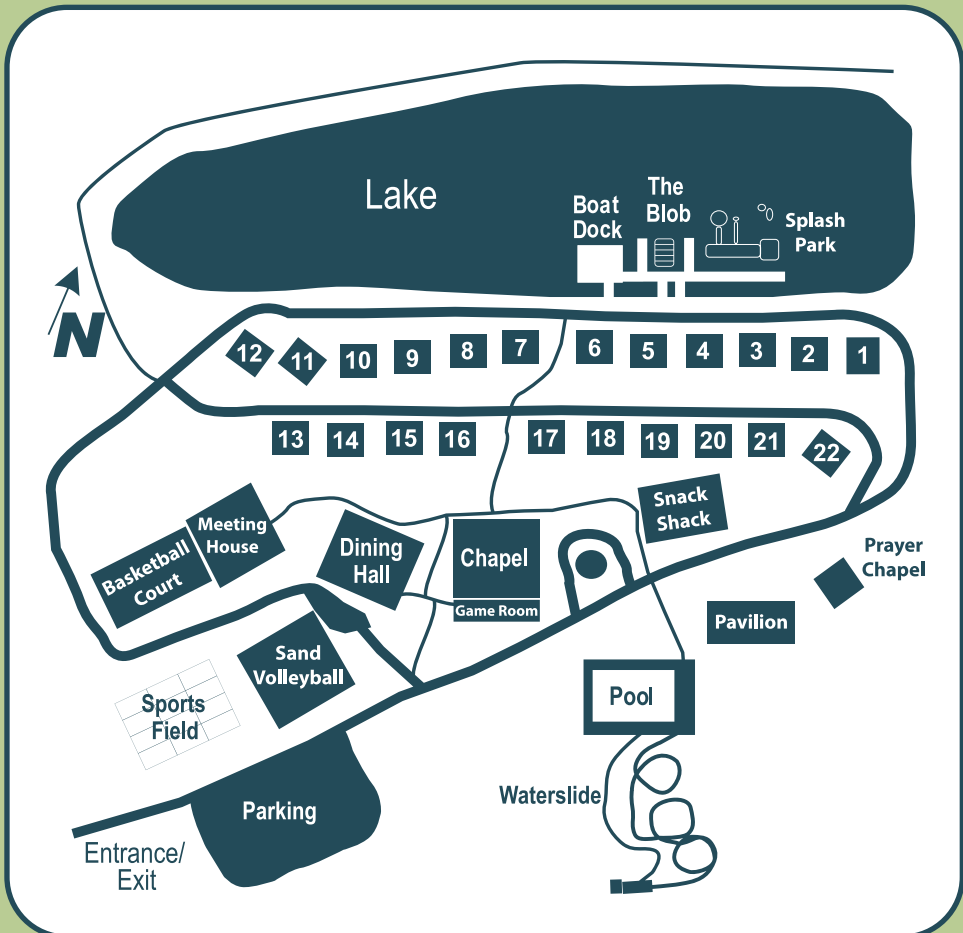
Daily Hypes, including fan favorite Night Strike

Hanging out at the Snack Shop

Afternoon free time - You choose what you want to do!

**[YOUTHFRONT.COM/GO-TO-CAMP](https://youthfront.com/go-to-camp)**

# Camp LaCygne Map



# Table of Contents

Note to Parents ..... 1

Day 1 - Jesus Taken Up to Heaven ..... 2

Day 2 - Pentacost ..... 4

Day 3 - Peter and Cornelius ..... 6

Day 4 - Lydia ..... 8

Day 5 - Priscilla & Aquila ..... 10

Ideas for Your Summer ..... 12

Upcoming Events ..... 14

Overnight Camp Feature ..... 15

Camp LaCygne Map ..... 16

Day Camp Schedule ..... 17



© 2024 Youthfront Inc, all rights reserved.

Design and Development by Youthfront Staff with support from Lilly Endowment Inc.  
youthfront.com

Written permission is required for the reproduction of any of the content in this book.  
Send written permission requests to:

Youthfront Permission Requests  
4600 Rainbow Blvd.  
Kansas City, KS 66103

All scripture passages are quoted from:  
THE HOLY BIBLE, NEW INTERNATIONAL VERSION®, NIV® Copyright © 1973, 1978, 1984,  
2011 by Biblica, Inc.™ Used by permission. All rights reserved worldwide.

# Day Camp Schedule

7:45-8:00 AM	Check-In at Urban Air
8:15-9:00 AM	Bus Ride to Camp LaCygne
Morning	Morning Water Activity
	Change into dry clothes
11:30 AM-12:15 PM	Midday Prayer & Lunch
Afternoon	The Gathering (worship & storytelling)
	Small Group Experience
	Afternoon Rotations (Snack Shack, Crafts, Rec, Activities)
	Cool Down & End-of-Day Gathering
3:45-4:30 PM	Bus Ride back to Urban Air
4:30-4:45 PM	Check-Out at Urban Air